

v=1 for Baseline; d for Dental visit.  
 Longitudinal data variables begin with BD and end with 1.

Name: .	Sex: Male	Height:
Patient ID: .ID	Ethnicity:	Weight:
DOB:		Age:

Referring Physician: MROS

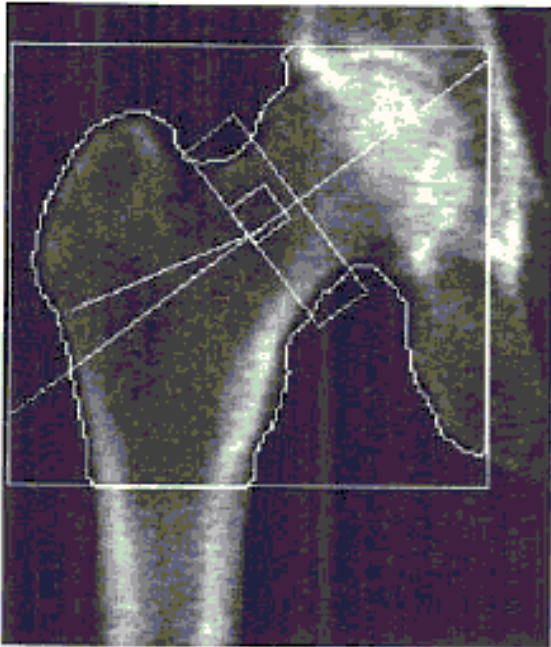


Image not for diagnostic use  
 111 x 104

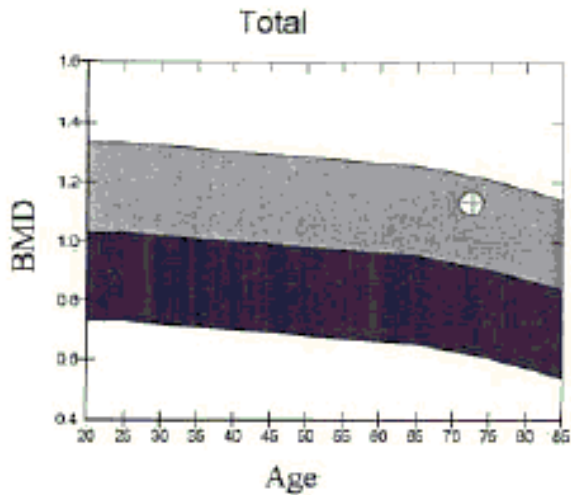
**Scan Information:**

Scan Date: *BvHPDATE* ID: *BvHPID*  
 Scan Type: *BvHPMODE* *BvHPTYP*  
 Analysis: *BvHPADT* *BvHPPRO* *BvHPSIDE*  
 Operator: *BvHPCOD*  
 Model: QDR 4500W (S/N... *BvHPQDR*  
 Comment: DENTAL

**DXA Results Summary:**

Region	Area (cm <sup>2</sup> )	BMC (g)	BMD (g/cm <sup>2</sup> )	T-Score	Z-Score
Neck	<i>BvFNA</i>	<i>BvFNC</i>	<i>BvFND</i>		
Troch	<i>BvTRA</i>	<i>BvTRC</i>	<i>BvTRD</i>		
Inter	<i>BvITA</i>	<i>BvITC</i>	<i>BvITD</i>		
<b>Total</b>	<i>BvTHA</i>	<i>BvTHC</i>	<i>BvTHD</i>		
Ward's	<i>BvWDA</i>	<i>BvWDC</i>	<i>BvWDD</i>		

Total BMD CV 1.0%



**Physician's Comment:**

Reference curve and scores matched to White Male

Source: NHANES



v=1 for Baseline; d for Dental visit.  
 Longitudinal data variables begin with BD and end with 1.

Name:  
 Patient ID: ID  
 DOB:

Sex: Male  
 Ethnicity:

Height:  
 Weight:  
 Age:

Referring Physician: MR. OS

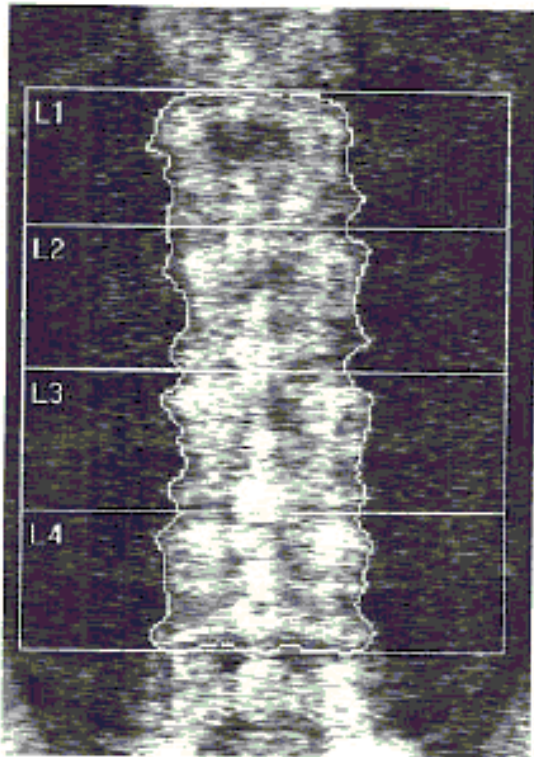


Image not for diagnostic use  
 116 x 137

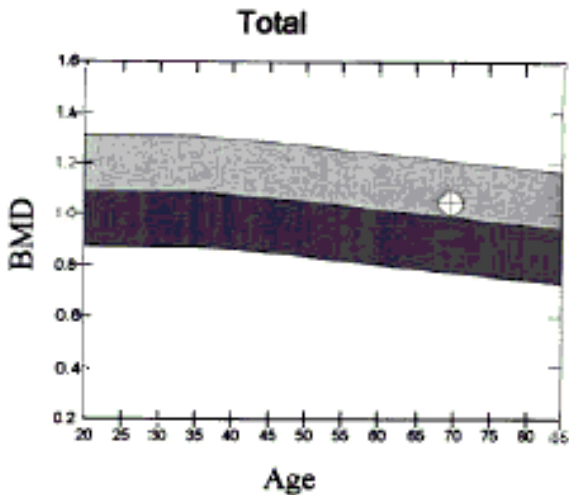
**Scan Information:**

Scan Date: BvSPDATE ID: BvSPID  
 Scan Type: BvSPMODE BvSPTYP  
 Analysis: BvSPADT BvSPPRO  
 Operator: BvSPCOD  
 Model: QDR 4500W (S/N BvSPQDR  
 Comment:

**DXA Results Summary:**

Region	Area (cm <sup>2</sup> )	BMC (g)	BMD (g/cm <sup>3</sup> )	T - Score	Z - Score
L1	BvL1A	BvL1C	BvL1D		
L2	BvL2A	BvL2C	BvL2D		
L3	BvL3A	BvL3C	BvL3D		
L4	BvL4A	BvL4C	BvL4D		
Total	BvTLA	BvTLC	BvTLD		

Total BMD CV 1.0%



Reference curve and scores matched to White Male

Source: Hologic

**Physician's Comment:**



v=1 for Baseline; D for Dental visit.

Longitudinal data variables begin with BD and end with 1.

Name:	Sex: Male	Height:
Patient ID: 'ID	Ethnicity:	Weight:
DOB:		Age:

Referring Physician: MR. OS



Image not for diagnostic use  
318 x 150

**Scan Information:**

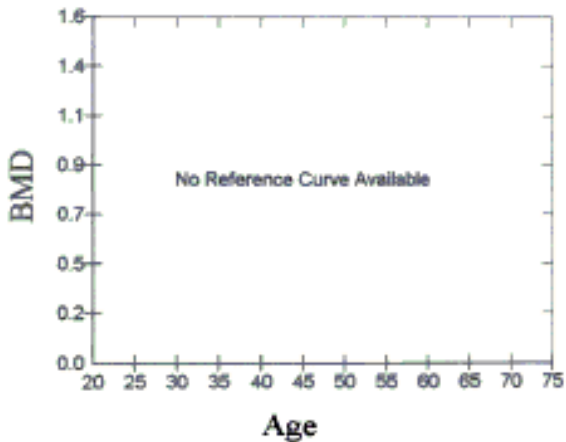
Scan Date: BvWBDATE ID: BvWBID  
Scan Type: BvWBMODE BvWB TYP  
Analysis: BvWBADT BvWBPRO

Operator: BvWBCOD  
Model: QDR 4500W (S/N BvWBQDR  
Comment: dental

**DXA Results Summary:**

Region	Area (cm <sup>2</sup> )	BMC (g)	BMD (g/cm <sup>3</sup> )	T - Score	Z - Score
L Arm	BvLAA	BvLAC	BvLAD		
R Arm	BvRAA	BvRAC	BvRAD		
L Ribs	BvLRA	BvLRC	BvLRD		
R Rib	BvRRA	BvRRC	BvRRD		
T Spine	BvTSA	BvTSC	BvTSD		
L Spine	BvLSA	BvLSC	BvLSD		
Pelvis	BvPEA	BvPEC	BvPED		
L Leg	BvLLA	BvLLC	BvLLD		
R Leg	BvRLA	BvRLC	BvRLD		
Subtotal	BvSBA	BvSBC	BvSBD		
Head	BvHDA	BvHDC	BvHDD		
Total	BvTBA	BvTBC	BvTBD		

Total BMD CV 1.0%



**Physician's Comment:**



v=1 for Baseline; D for Dental visit.

Longitudinal data variables begin with BD and end with 1.

Name:  
Patient ID: ID  
DOB:

Sex: Male  
Ethnicity:

Height:  
Weight:  
Age:

**Scan Information:**

Scan Date: BvWBDATE ID: BvWBID  
Scan Type: BvWBMODE BvWB TYP  
Analysis: BvWBADT BvWBPRO

Operator: BvWBCOD  
Model: QDR 4500W (S/N BvWBQDR  
Comment: dental

**DXA Results Summary:**

Region	BMC (g)	Fat (g)	Lean (g)	Lean+BMC (g)	Total Mass (g)	% Fat
L Arm	BvLAC	BvLAF	BvLAL	BvLAE	BvLAM	BvLAP
R Arm	BvRAC	BvRAF	BvRAL	BvRAE	BvRAM	BvRAP
Trunk	BvTKC	BvTKF	BvTKL	BvTKE	BvTKM	BvTKP
L Leg	BvLLC	BvLLF	BvLLL	BvLLE	BvLLM	BvLLP
R Leg	BvRLC	BvRLF	BvRLL	BvRLE	BvRLM	BvRLP
Subtotal	BvSBC	BvSBF	BvSBL	BvSBE	BvSBM	BvSBP
Head	BvHDC	BvHDF	BvHDL	BvHDE	BvHDM	BvHDP
Total	BvTBC	BvTBF	BvTBL	BvTBE	BvTBM	BvTBP

TBARI815

Brain Fat: (not on printout)  
BvBRF

